



Dimension: 111 × 78 × 36mm

Features:

- AC input voltage range selected by switch
- Small volume, low weight, high efficiency
- Protections : short circuit/over load
- Cooling by free air convection
- LED indicator for power on
- 100% full load burn-in test
- 2 Years warranty



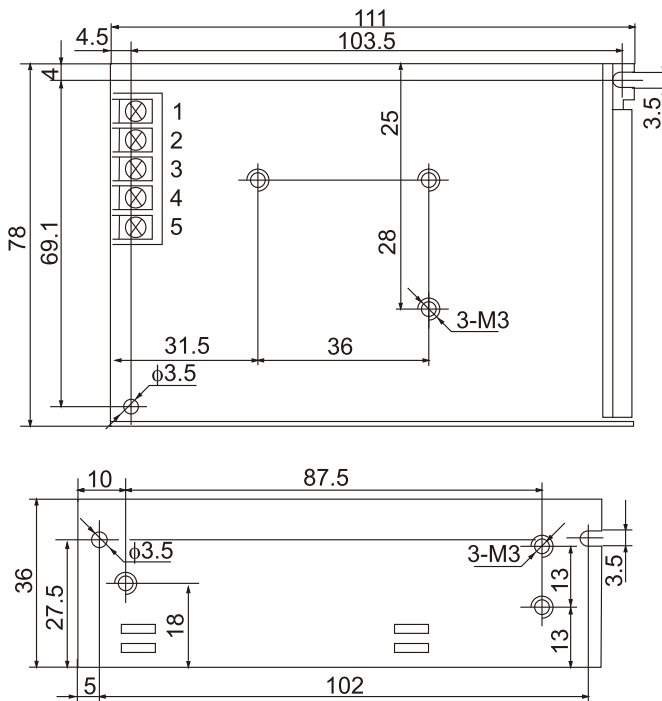
SPECIFICATION

Model		HS-50-5	HS-50-12	HS-50-15	HS-50-24
Output	DC voltage	5V	12V	15V	24V
	Voltage tolerance	± 1%	± 1%	± 1%	± 1%
	Rated current	7A	4.2A	3.4A	2.1A
	Current range	0 ~ 7A	0 ~ 4.2A	0 ~ 3.4A	0 ~ 2.1A
	Rated power	35W	50W	51W	50W
	Ripple&noise	80mVp-p	120mVp-p	120mVp-p	120mVp-p
	DC voltage ADJ. range	-9% ~ +10%	± 10%	± 10%	± 10%
Setup, rise, hold up time		800ms,30ms,20ms/230VAC			
Input	Voltage range	90~132VAC 170 ~ 264VAC 47 ~ 63Hz(Selected by switch), 235 ~ 373VDC			
	AC current	1.3A/115V 0.65A/230VAC			
	Efficiency	80%	82%	82%	84%
	Inrush current	Cold start18A/115V 36A/230VAC			
	leakage current	< 1mA/240VAC			
Protection	Overload	Rated output power115% ~ 150%Start overload protection			
		Protection type: hiccup mode, auto-recovery after fault condition is removed			
Environment	Working temp, humidity	-10°C ~ +60°C;20% ~ 90%RH(Please refer to “derating curve”)			
	Storage temp, humidity	-20°C ~ +85°C;10% ~ 95%RH Non-condensing			
	Withstand vibration	10 ~ 500Hz, 2G 10min./1Cycle, Period for 60min, Each axes			
Safety	Withstand voltage	I/P-O/P: 3KVAC I/P-FG: 1.5KVAC O/P-FG: 0.5KVAC			
	Isolation resistance	I/P-O/P: I/P-FG,O/P-FG: 100M Ohms/500VDC			
Fit standard	Safety standard	Compliance to UL1012,KC K60950-1			
	EMC Standard	Compliance to EN55022, CLASSA;KCC KN22 KN24,CLASS A			
Others	Dimension	0.26kg 111*78*36 (L*W*H)			
	Weight	0.26kg/50pcs/14kg/0.96CUFT			

Note: 1. All parameters NOT specially mentioned are measured at 230VAC input, rated load and 25°C of ambient temperature.
 2. Ripple & noise are measured at 20MHz of bandwidth by using a 12" twisted pair-wire terminated with a 0.1uf & 47uf parallel capacitor.
 3. Tolerance : includes set up tolerance, line regulation and load regulation.

Mechanical specification

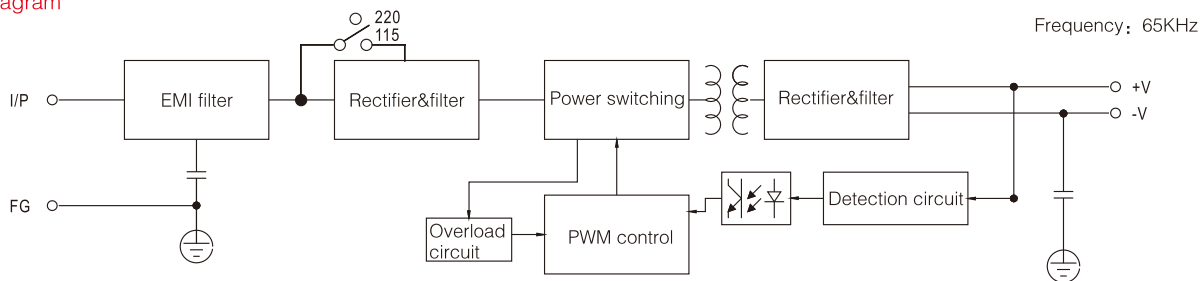
Unit:mm



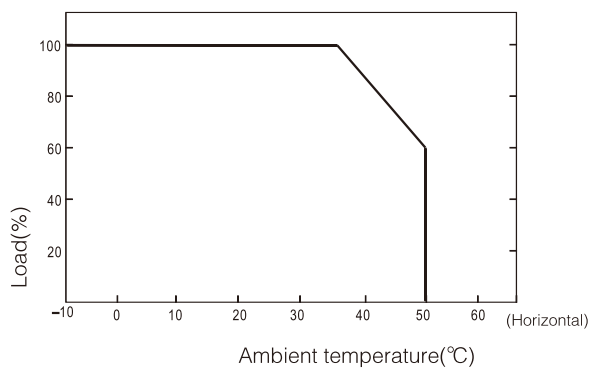
Terminal Pin No.Assignment

Pin No.	Assignment	Pin No.	Assignment
1	AC/L	4	DC OUTPUT -V
2	AC/N	5	DC OUTPUT +V
3	FG \perp		

Block diagram



Derating curve



Static characteristic

